



CIRCUIT COURT OF COOK COUNTY MODEL BOND COURT DASHBOARD

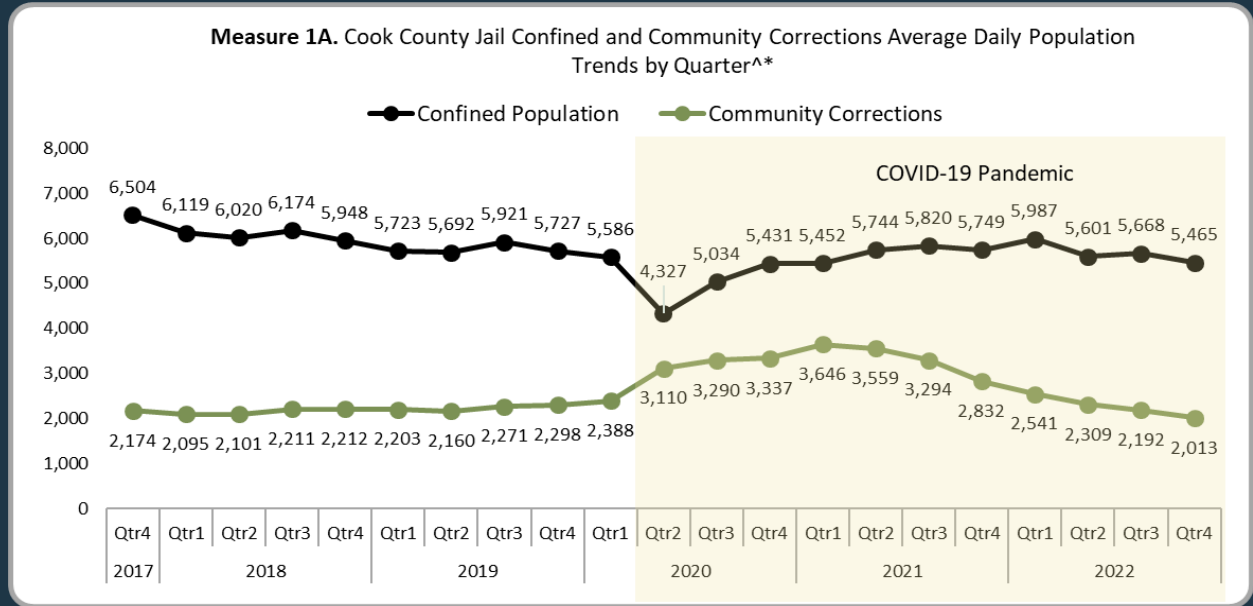
Performance Period: 2022, Quarter 4 (October - December, 2022)

This dashboard presents key performance measures being used to monitor the Model Bond Court initiative in the Circuit Court of Cook County.

COOK COUNTY JAIL AND SHERIFF COMMUNITY CORRECTIONS POPULATION TRENDS

Measure 1A shows the Cook County Jail's confined and Community Corrections average daily population trends by quarter post- implementation of General Order 18.8A (Effective September 18, 2017).

- The average daily confined population decreased by 16% from 6,504 in quarter four of 2017 to 5,465 in quarter four of 2022.
- The onset of the pandemic and the public health need to reduce the confined population led to a 52.7% increase in the average daily Community Corrections Sheriff's Electronic Monitoring population, from 2,388 in quarter one of 2020 to 3,646 in quarter one of 2021.
- The average daily Community Corrections Sheriff's Electronic Monitoring population has decreased over the past seven quarters, dropping by 44.8% from 3,646 in quarter one of 2021 to 2,013 in quarter



^ Average Daily Population "ADP" calculations generated by the Office of the Chief Judge Information Services Department using "Sheriff's Daily Report." The daily reports are provided to the OCI by the Cook County Sheriff's Office Bureau of Information and Technology Business Intelligence Unit. The Sheriff's Daily Report does not provide subcategory breakdown of the inmate population (e.g. pre-trial detainees, sentenced individuals, individuals charged with a felony or misdemeanor, etc.). The ADP calculation totals the number of inmates on each day of the month being measured divided by the number of days in the month.

* The Confined Population consists of the male and female divisional general population, Hospital, VRIC, PreRelease Treatment Programs, and Residential Treatment programs, as well as the off-site population confined in jails outside of Cook County. The general population consists of the male and female division population on site at CCDOC. The Community Corrections Population includes Sheriff's Electronic Monitoring Program and VRIC post-release.

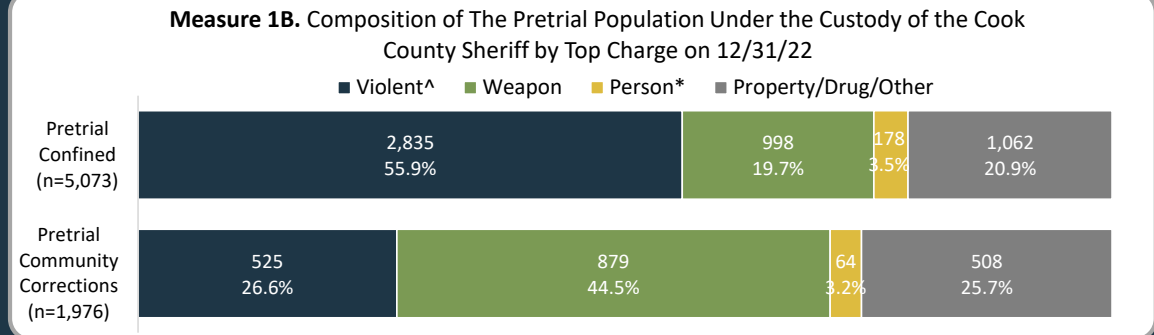
Measure 1B provides a point-in-time snapshot of the composition of the pretrial population under the custody of the Cook County Sheriff on December 31, 2022.

Pretrial Confined Population

- 55.9% of the pretrial confined population was accounted for by those charged with an alleged violent crime, followed by weapons violations (19.7%), property/drug/other violations (20.9%), and person crimes (3.5%).

Pretrial Community Corrections (Sheriff's Electronic Monitoring)

- 26.6% of the pretrial Sheriff's EM population was accounted for by those charged with an alleged violent crime, followed by weapons violations (44.5%), property/drug/other violations (25.7%), and person crimes (3.2%).



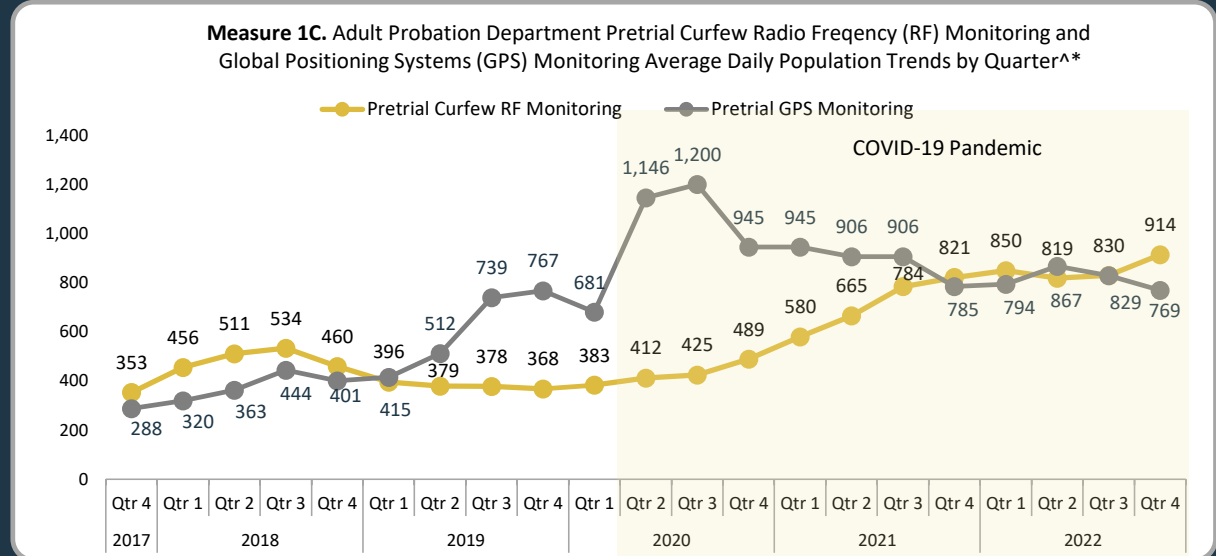
^ Violent charge type is comprised of four offenses: murder and non-negligent manslaughter, forcible rape, robbery and aggravated battery.

* Person charges include assault, battery, child neglect and other miscellaneous person offenses.

COOK COUNTY ADULT PROBATION DEPARTMENT PRETRIAL CURFEW RADIO FREQUENCY (RF) MONITORING AND PRETRIAL GPS MONITORING POPULATION TRENDS

Measure 1C shows the Adult Probation Department's Pretrial Curfew with RF Monitoring and Pretrial GPS Monitoring population trends by quarter post-implementation of General Order 18.8A (Effective September 18, 2017).

- The average daily pretrial curfew with RF monitoring population increased by 159% from 353 in quarter four of 2017 to 914 in quarter four of 2022.
- The average daily pretrial GPS monitoring population increased by 167% from 288 in quarter four of 2017 to 769 in quarter four of 2022.



^{*} The Adult Probation Department's Home Confinement Unit (HCU) operates two separate electronic monitoring programs for two distinct populations, the Radio Frequency ("RF") program and the Global Positioning Systems ("GPS") program. Neither system is superior to the other, but they are appropriate for different purposes. The first program uses Radio frequency ("RF") technology to monitor and enforce curfews that are a condition of bond or a condition of probation. The GPS program operates under the authority of the Cindy Bischof Law, and is designed to provide a layer of protection for victims of certain domestic violence offenses. This program uses a GPS device attached to the ankle of a defendant to continuously monitor their whereabouts. To learn more about each program please visit <https://www.cookcountycourt.org/ABOUT-THE-COURT/Office-of-the-Chief-Judge/Court-Statistics-and-Reports>

[^] Average Daily Population "ADP" calculations generated by the Office of the Chief Judge Information Services Department using data provided by the Adult Probation Department. The data provides subcategory breakdown of the pretrial curfew RF and GPS population along with top charge information.

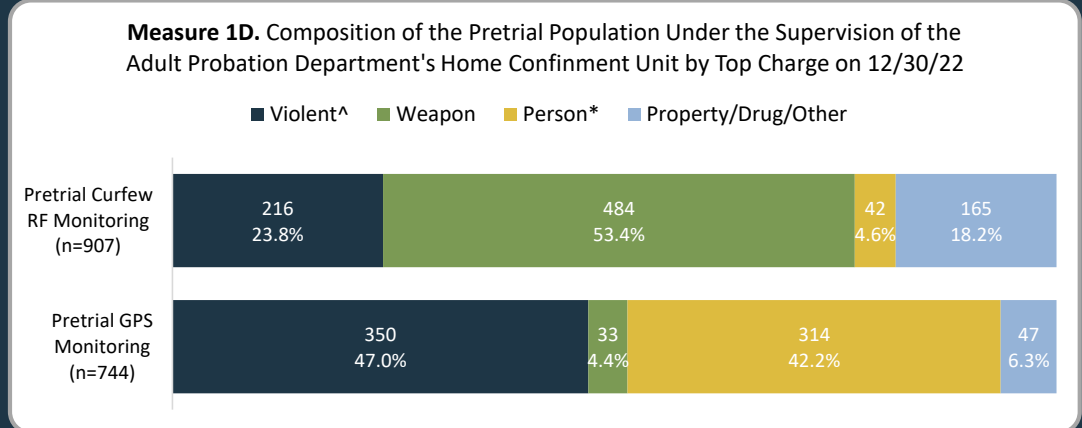
Measure 1D provides a point-in-time snapshot of the composition of the Adult Probation Department's Pretrial Curfew with RF Monitoring and Pretrial GPS Monitoring population on December 30, 2022.

Pretrial Curfew with RF Monitoring

- 23.8% of the Pretrial Curfew with RF Monitoring population was accounted for by those charged with an alleged violent crime, 53.4% were charged with an alleged weapons violations, 18.2% were charged with an alleged property, drug, or other, and 4.6% were charged with an alleged person-related crime.

Pretrial GPS Monitoring

- The Pretrial GPS Monitoring program operates under the Cindy Bischof Law, which allows 24-hour GPS monitoring for certain intimate partner violence offenses. Because this program is used almost exclusively for these types of cases, the vast majority of the GPS population (89.2%) is comprised of defendants charged with either an alleged violent or person-related crime. These include domestic battery/aggravated domestic battery (n=348, 46.8%), violation of an order of protection (n=116, 15.6%), and stalking/harassment related charges (n=6, 0.8%).



[^] Violent charge type is comprised of four offenses: murder and non-negligent manslaughter, forcible rape, robbery and aggravated battery.

* Person charges include assault, battery, child neglect and other miscellaneous person offenses.

FELONY MEASURE 1. INITIAL BAIL ORDERS SET AMONG PUBLIC SAFETY ASSESSMENT (PSA) FELONY DEFENDANTS

Measure F1 shows initial bail order distribution (i.e., type of bail ordered) among defendants who appeared in bond courts with a new felony case across the jurisdiction with a completed Public Safety Assessment (PSA) during the performance period.

Non-Monetary Bail Orders

- One in three of the felony defendants appearing in bond court received a non-monetary bail order.
 - 29.9% of the defendants received an I-Bond.
 - 3.8% received an I-Bond with Sheriff's Electronic Monitoring.

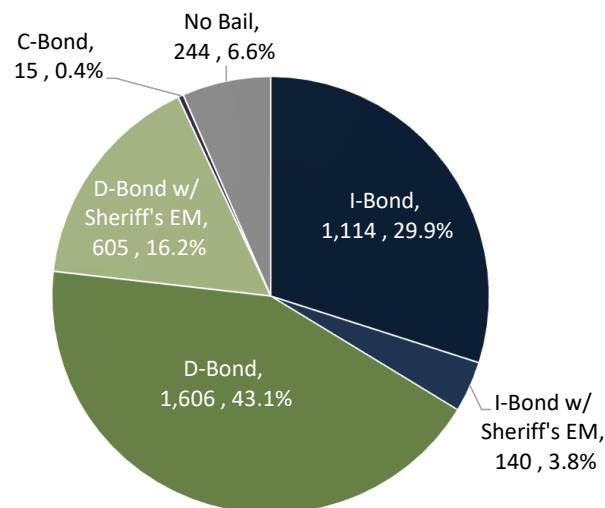
Monetary Bail Orders

- 43.1% of the defendants appearing in bond court received a D-Bond.
- 16.2% received a D-Bond with a special condition of Sheriff's Electronic Monitoring if released.
- Less than one percent of the defendants received a C-Bond.

No Bail Orders

- 6.6% of felony defendants were given a No Bail order on their newly filed felony case.

Measure F1. Initial Bail Order for Defendants with a New Felony Case Filing and a Completed PSA: Oct. - Dec. 2022 (n=3,724)

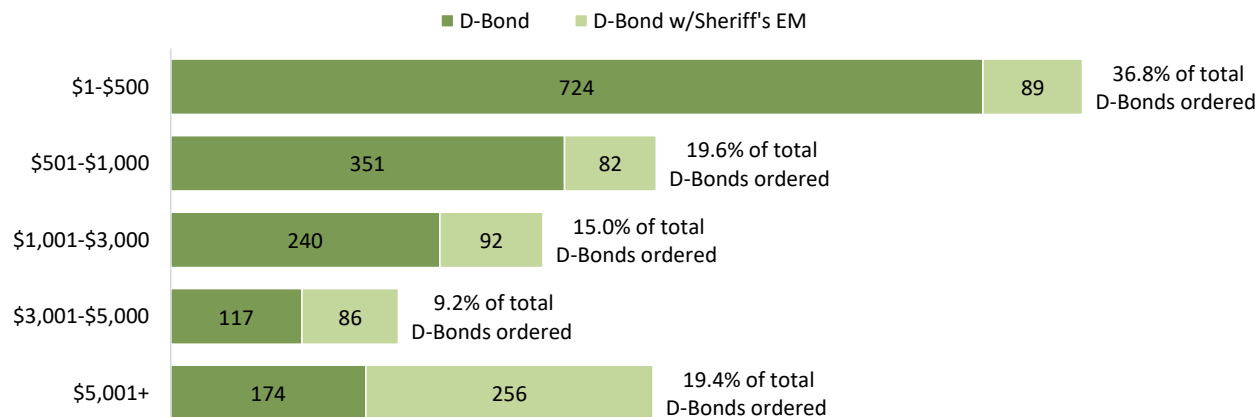


FELONY MEASURE 2. D-BOND DOLLAR AMOUNT NEEDED TO SECURE INITIAL RELEASE FROM CUSTODY

Measure F2 shows the 10% monetary amount needed to secure release from custody for defendants who received a D-Bond or a D-Bond with a special condition of Sheriff's Electronic Monitoring if released on their new felony case.

- Overall, D-bonds were set at \$1,000 or less for 56.4% of all felony defendants who received a D-Bond on a new felony case filing during this quarter.

Measure F2. Distribution of Monetary Amount Needed to Secure Release from Custody For New PSA Felony Defendants Who Received a D-Bond Bail Order: Oct. - Dec. 2022 (n=2,211)



* Dollar values presented in figure reflects 10% of the bail amount set by a judge in order to secure release from custody.

FELONY MEASURE 3. RATE OF PRETRIAL RELEASE BY INITIAL BAIL ORDER

Measure F3 provides a point-in-time snapshot of the pretrial rate of release among felony defendants who appeared in bond courts and secured pretrial release by the last day of the

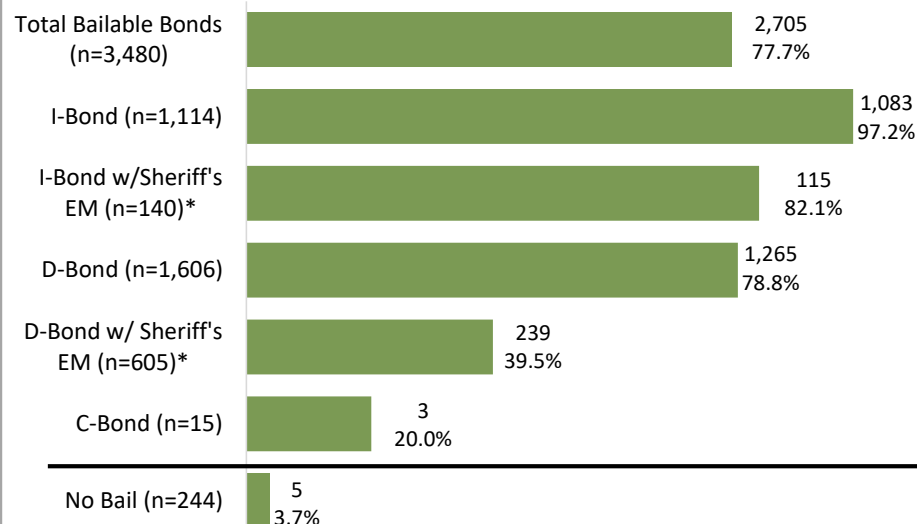
Bailable Bonds

- Over 7 out of 10 felony defendants who received a bailable bond secured an initial pretrial release from Cook County Jail by the close of the quarter.
 - 97.2% of the defendants who received an I-Bond had an initial pretrial release from custody. Defendants who received an I-Bond on their new case may remain detained on other pending cases.
 - 82.1% of the defendants court ordered to an I-Bond with Sheriff's EM were successfully released from physical incarceration in the Cook County Jail.
 - 78.8% of the defendants required to post 10% of their D-Bond value for release did so, securing their initial pretrial release from custody.
 - 39.5% of the defendants required to post 10% of their D-Bond value for release did so, and were successfully placed on Sheriff's EM as a special condition of pretrial release.
 - 20% of the defendants required to post 100% of their C-Bond value for release did so, securing their initial pretrial release from custody.

Non-Bailable Bonds

- 3.7% of the defendants who received an initial no-bail order secured a bailable bond during a subsequent court date which resulted in an initial pretrial release from custody at the close of the quarter.

Measure F3. Pretrial Rate of Release by Initial Bond Order for New PSA Felony Defendants Who Appeared in Bond Court from Oct. - Dec. 2022
(Released as of 12/31/22)



* A non-admission to Sheriff's EM may be because a defendant (1) has a more restrictive bond (e.g., unpaid D-Bond on a current case or a No Bail Hold on another active pre-trial or probation case); (2) is determined to be ineligible for Sheriff's EM (e.g., no place to stay or active IDOC or out of jurisdiction warrant); or (3) refuses placement on Sheriff's EM. Additionally, the defendant may have been placed on Sheriff's EM after the end of the current reporting period.

FELONY MEASURE 4. CUMULATIVE RELEASE AND ASSESSMENT OF RISK FOR NEW VIOLENT CRIMINAL ACTIVITY

Measure F4 provides a snapshot of the number of defendants released pretrial who were flagged at initial assessment as posing an elevated risk for committing a new violent offense while awaiting trial.

- 94.8% of the felony defendants who appeared in bond court and secured pretrial release between October 1, 2017 and the end of the current quarter were not flagged at initial assessment as posing an elevated risk of committing a new violent offense while on pretrial release.
- 5.2% were flagged at assessment as posing an elevated risk of committing a new violent offense while on pretrial release.

Measure F4. Cumulative Percent of PSA Felony Defendants Who Secured Pretrial Release by Flag for an Elevated Risk of Committing a New Violent Crime While on Pretrial Release
(Total Release as of 12/31/22=89,820)^*



^ Felony defendants who appeared in bond courts with a completed PSA on or after 10/01/17 (post-implementation of G.O. 18.8A).

* The Public Safety Assessment uses a combination of nine risk factors that are entirely dependent on criminal history to identify individuals who may pose an elevated risk for committing a new violent crime while awaiting trial.

FELONY MEASURE 5. CUMULATIVE COURT APPEARANCE RATE

Measure F5 provide a point-in-time snapshot of the cumulative percentage of felony defendants who make all scheduled court appearances while on pretrial release.

Court Appearance Rate

- 79.3% of the felony defendants who appeared in bond court and were released between October 1, 2017 and the end of the current quarter have successfully appeared for all scheduled court hearings to date.

Measure F5. Cumulative Court Appearance Rates for PSA Felony Defendants with a Pretrial Release as of 12/31/2022 (n = 89,820)*

Cumulative
Court Appearance Rate

71,264
79.3%

^ Felony defendants who appeared in bond courts with a completed PSA on or after 10/01/17 (post-implementation of G.O. 18.8A).

FELONY MEASURE 6. CUMULATIVE COMMUNITY SAFETY RATE

Measure F6A and F6B provide a point-in-time snapshot of the cumulative percentage of felony defendants who were not charged with a new alleged offense while on pretrial release.

Community Safety Rate

82% of felony defendants who appeared in bond court and were released between October 1, 2017 and the end of the current quarter have not been charged with any new alleged offenses while on pretrial release.

Measure F6A. Cumulative Community Safety Rate and Rate of New Alleged Criminal Activity by Top Charge Category for PSA Felony Defendants with a Pretrial Release as of 12/31/2022 (n= 89,820) ^

Community Safety 73,622
82.0%

Rate of New Alleged Criminal Activity by Top Charge

Other Offense*	2,993 3.3%
Drug Offense	4,843 5.4%
Property Offense	3,413 3.8%
Weapon Offense	1,824 2.0%
Person Offense**	2,189 2.4%
UCR Violent Offense**	936 1.0%

New Alleged Violent Criminal Activity

Overall, 96.5% of the felony defendants who appeared in bond court and were released between October 1, 2017 and the end of the current quarter have not been charged with a new alleged violent or person offense while on pretrial release.

Measure F6B. Cumulative Rate of New Alleged UCR Violent/Person Criminal Activity for PSA Felony Defendants with a Pretrial Release as of 12/31/2022 (n= 89,820)^

No New UCR
Violent/Person
Criminal Activity 86,695
96.5%

New Alleged
UCR Violent or
Person
Offense** 3,125
3.5%

^ Felony defendants who appeared in bond courts with a completed PSA on or after 10/01/17 (post-implementation of G.O. 18.8A). Alleged new criminal activity is defined as a case filing for a new offense that allegedly occurred while defendant was on pretrial release. Figure F6A and F6B depicts information on the first pretrial offense filing for a defendant.

* Other Offense category is composed of motor vehicle, disorderly conduct, offender registration violations, VOBV/VOP/Parole, warrant, and other miscellaneous offenses.

** UCR Violent category, as formerly defined in the FBI's Uniform Crime Reporting (UCR) Program, is composed of four offenses: murder and nonnegligent manslaughter, rape, robbery, and aggravated assault. Person charges include assault, battery, child neglect and other

MISDEMEANOR MEASURE 1. INITIAL BAIL ORDERS SET AMONG PUBLIC SAFETY ASSESSMENT (PSA) NON-DOMESTIC VIOLENCE MISDEMEANOR DEFENDANTS

Measure M1 shows initial bail order distribution (i.e., type of bail ordered) among defendants who appeared in bond courts with a new non-domestic violence misdemeanor case across the jurisdiction with a completed Public Safety Assessment (PSA) during the performance period.

Non-Monetary Bail Orders

- Nearly half of the new non-domestic violence misdemeanor defendants appearing in bond court received a non-monetary bail order.
 - 41.3% of the defendants received an I-Bond.
 - 7.6% received an I-Bond with Sheriff's Electronic Monitoring.

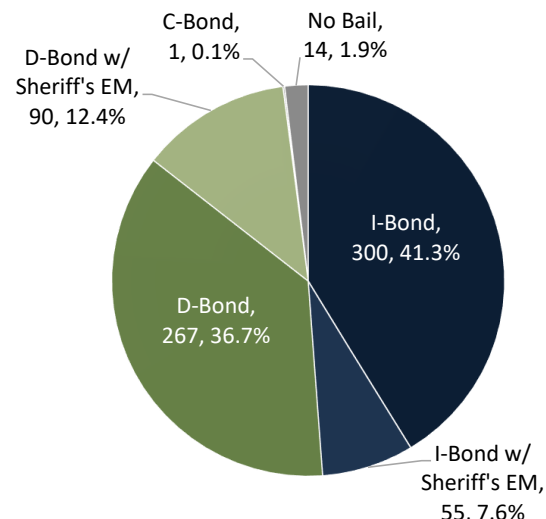
Monetary Bail Orders

- 36.7% of the defendants appearing in bond court received a D-Bond.
- 12.4% received a D-Bond with a special condition of Sheriff's Electronic Monitoring if released.
- Less than one percent received a C-bond.

No Bail Orders

- 2% of non-domestic violence misdemeanor defendants were given a No Bail order on their newly filed case.

Measure M1. Initial Bail Order for Defendants with a New Misdemeanor Non-DV Case Filing and a Completed PSA: Oct. - Dec. 2022 (n=727)

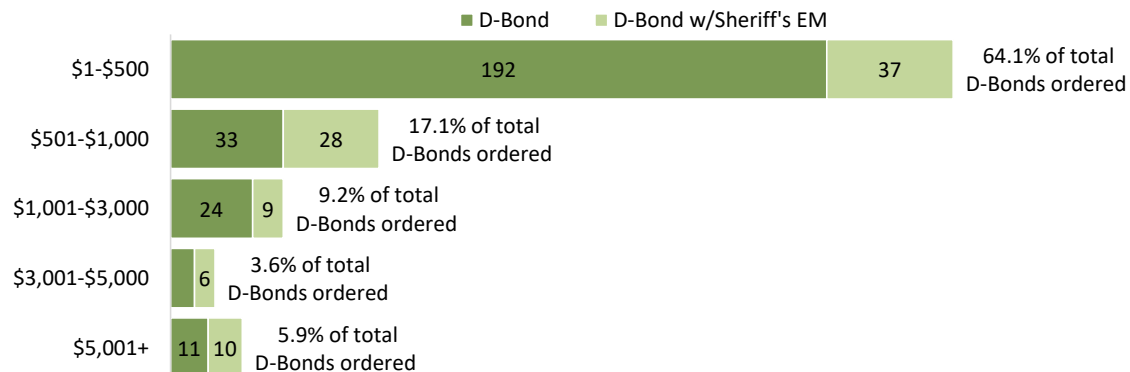


MISDEMEANOR MEASURE 2. D-BOND DOLLAR AMOUNT NEEDED TO SECURE INITIAL RELEASE FROM CUSTODY

Figure M2 shows the 10% monetary amount needed to secure release from custody for defendants who received a D-Bond or a D-Bond with a special condition of Sheriff's Electronic Monitoring if released on their new non-domestic violence Misdemeanor case.

- Overall, D-bonds were set at \$500 or less for 64.1% of all defendants who received a D-Bond on a new non-domestic violence misdemeanor case filing during this quarter.

Measure M2. Distribution of Monetary Amount Needed to Secure Release from Custody Among New PSA Non-DV Misdemeanor Defendants Who Received a D-Bond Bail Order: Oct. - Dec. 2022 (n=357)*



* Dollar values presented in figure reflect 10% of the bail amount set by a judge in order to secure release from custody.

MISDEMEANOR MEASURE 3. RATE OF PRETRIAL RELEASE BY INITIAL BAIL ORDER

Measure M3 provides a point-in-time snapshot of the pretrial rate of release among non-domestic violence misdemeanor defendants who appeared in bond courts and secured pretrial release by the last day of the reporting period.

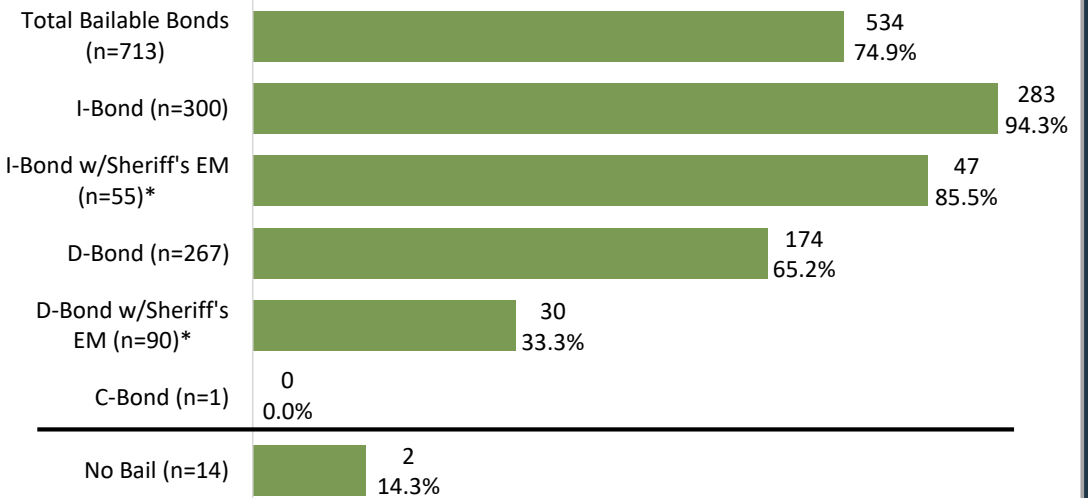
Bailable Bonds

- Three in four domestic violence misdemeanor defendants who received a bailable bond secured an initial pretrial release from Cook County Jail by the close of the quarter.
 - 94.3% of the defendants who received an I-Bond had an initial pretrial release from custody. Defendants who received an I-Bond on their new case may remain detained on other pending cases.
 - 85.5% of the defendants court ordered to an I-Bond with Sheriff's EM were successfully released from physical incarceration in the Cook County Jail.
 - 65.2% of the defendants required to post 10% of their D-Bond value for release did so, securing their initial pretrial release from custody.
 - 33.3% of the defendants required to post 10% of their D-Bond value for release did so, and were successfully placed on Sheriff's EM as a special condition of pretrial release.

Non-Bailable Bonds

- 14.3% of the defendants who received an initial No Bail order secured pretrial release from custody at the close of the quarter.

Measure M3. Pretrial Rate of Release by Initial Bond Order for New PSA Non-DV Misdemeanor Defendants Who Appeared in Bond Court from Oct. - Dec. 2022 (Released as of 12/31/22)



* A non-admission to Sheriff's EM may be because a defendant (1) has a more restrictive bond (e.g., unpaid D-Bond on a current case or a No Bail Hold on another active pre-trial or probation case); (2) is determined to be ineligible for Sheriff's EM (e.g., no place to stay or active IDOC or out of jurisdiction warrant); or (3) refuses placement on Sheriff's EM. Additionally, the defendant may have been placed on Sheriff's EM after the end of the current reporting period.

MISDEMEANOR MEASURE 4. CUMULATIVE RELEASE AND ASSESSMENT OF RISK FOR NEW VIOLENT CRIMINAL ACTIVITY

Measure M4 provides a snapshot of the number of defendants released pretrial who were flagged at initial assessment as posing an elevated risk for committing a new violent offense while awaiting trial.

- 87.1% of the non-domestic violence misdemeanor defendants who appeared in bond and secured pretrial release between October 1, 2017 and the end of the current quarter were not flagged at initial assessment as posing an elevated risk for committing a new violent offense while on pretrial release.
- 12.9% were flagged at assessment as posing an elevated risk for committing a new violent offense while on pretrial release.

Measure M4. Cumulative Percent of PSA Non-DV Misdemeanor Defendants Who Secured Pretrial Release by Flag for an Elevated Risk of Committing a New Violent Crime While on Pretrial Release (Total released as of 12/31/22 = 18,239)^*



^ Non-Domestic Violence Misdemeanor defendants who appeared in bond courts with a completed PSA on or after 10/01/17 (post-implementation of G.O. 18.8A).

* The Public Safety Assessment uses a combination of nine risk factors that are entirely dependent on criminal history to identify individuals who may pose an elevated risk for committing a new violent crime while awaiting trial.

MISDEMEANOR MEASURE 5. CUMULATIVE COURT APPEARANCE RATE

Measure M5 provide a point-in-time snapshot of the cumulative percentage of non-domestic violence misdemeanor defendants who made all scheduled court appearances while on pretrial.

Court Appearance Rate

- 77.3% of the non-DV misdemeanor defendants who appeared in bond court and were released between October 1, 2017 and the end of the current quarter have successfully appeared for all scheduled court hearings to date.

Measure M5. Cumulative Court Appearance Rates for PSA Misdemeanor Non-DV Defendants with a Pretrial Release as of 12/31/2022 (n=18,239)*



^ Non-domestic violence Misdemeanor who appeared in bond courts with a completed PSA on or after 10/01/17 (post-implementation of G.O. 18.8A).

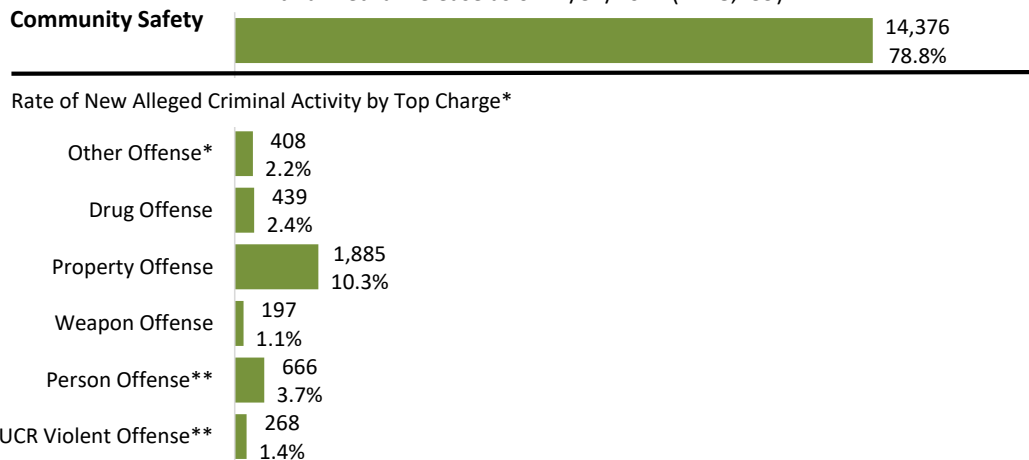
MISDEMEANOR MEASURE 6. CUMULATIVE COMMUNITY SAFETY RATE

Measure M6A and M6B provide a point-in-time snapshot of the cumulative percentage of non-domestic violence misdemeanors who were not charged with a new alleged offense while on pretrial release.

Community Safety Rate

78.8% of non-DV misdemeanor defendants who appeared in bond court and were released between October 1, 2017 and the end of the current quarter have not been charged with a new alleged offense while on pretrial release.

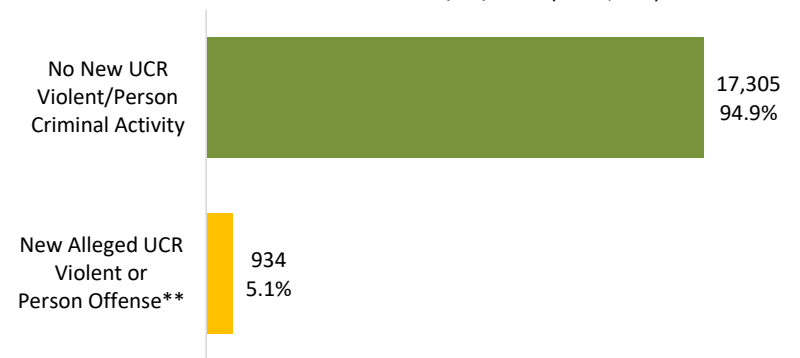
Measure M6A. Cumulative Community Safety Rate and Rate of New Alleged Criminal Activity by Top Charge Category for PSA Non-DV Misdemeanor Defendants with a Pretrial Release as of 12/31/2022 (n=18,239)^



New Violent Criminal Activity

Overall, 94.9% of the non-DV misdemeanor defendants who appeared in bond court and were released between October 1, 2017 and the end of the current quarter have not been charged with a new alleged UCR violent or person offense while on pretrial release.

Measure M6B. Rate of New Alleged UCR Violent/Person Criminal Activity for PSA Non-DV Misdemeanor Defendants with a Pretrial Release as of 12/31/2022 (n=18,239)^



^ Non-DV misdemeanor defendants who appeared in bond courts with a completed PSA on or after 10/01/17 (post-implementation of G.O. 18.8A). Alleged new criminal activity is defined as a case filing for a new offense that allegedly occurred while defendant was on pretrial release. Figure M6A and FMB depicts information on the first pretrial offense filing for a defendant.

* Other Offense category is composed of motor vehicle, disorderly conduct, offender registration violations, VOBB/VOP/Parole, warrant, and other miscellaneous offenses.

** UCR Violent category, as formerly defined in the FBI's Uniform Crime Reporting (UCR) Program, is composed of four offenses: murder and nonnegligent manslaughter, rape, robbery, and aggravated assault. Person charges include assault, battery, child neglect and other

Note: Data presented in the dashboard are based on a case-level merge of the electronic docket and a monthly release file from the Cook County Sheriff's Office. Percentages featured in this report may not add up to 100% due to rounding.